

# AXA Fund Factsheet

## Asian Growth Fund (INSPIRE™ range of sub-funds)



Source: Lipper, a Thomson Reuters Company

### MARKET COMMENTARY

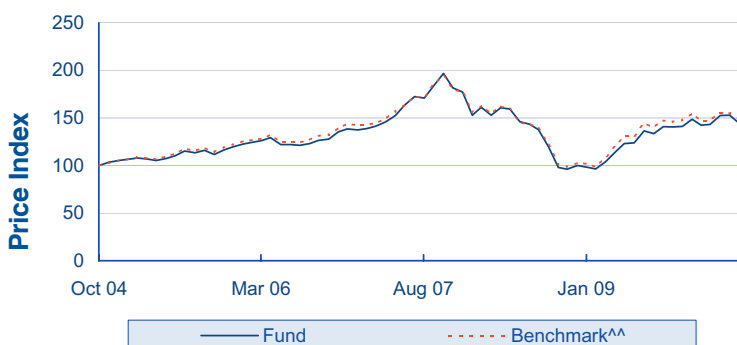
In May, global stocks fell sharply amid growing uncertainty the world over. While the global economy and corporate earnings are in much better shape today than they were early last year investors were overwhelmed with negative headlines. The debt crisis in Europe, rising tensions between South and North Korea, violent protests in Thailand, rising inflation and overheated property markets in China, and new proposals for US financial regulation created a mountain of uncertainty for regional investors. Unsurprisingly, risky assets were sold off and market volatility rose during the month. All countries in Asia reported negative returns with Australia and South Korea performing the worst. Philippine share performance was the best with a 4.4% decline. The rise in risk aversion could also be seen across sector performances; while all sectors in the region reported negative returns, the defensive sectors such as Telecommunications and Utilities performed relatively better. Stocks with high sensitivity to the market or high leverage were sharply penalized in May. Fundamentals were ignored as stocks with above-average earnings and book values saw meager returns.

In terms of risk exposures, our underweights to Systematic Variability and Financial Leverage helped to add value. However, industry wise, overweighting Consumer Durables and IT Hardware were not rewarded this month. Stock Selection had a positive impact on the overall performance, in which our overweights in a number of Chinese banks such as ICBC, Bank of China and China Construction Bank made a strong contribution to the portfolio.

### BENCHMARK^^

80% MSCI AC Far East Free ex Japan & 20% SIBOR 6M

### FUND PERFORMANCE



	1 MTH	3 MTHS	6 MTHS	1 YR	3 YR^	SINCE LAUNCH^
<b>Fund</b>	-5.63%	0.73%	2.18%	17.32%	-1.85%	6.16%
<b>Benchmark^^</b>	-5.14%	-0.19%	-0.13%	12.74%	-2.02%	7.05%

Performance figures are calculated on a single pricing basis, with all dividends and distributions reinvested, taking into account all charges which would have been payable upon such reinvestment. The fees and charges payable through deduction of premium or cancellation of units are excluded in this calculation.

^ annual compounded return.

^^With effect from 1st April 2006, 80% MSCI AC Far East Free ex Japan & 20% SIBOR 6M

### FUND DETAILS (As at 31 May 10)

NAV	S\$1.4019
Fund Size @31 May 10	S\$90.91 million
Inception Date	05 Oct 2004
Management Fee	1.60% p.a.
Bid/Offer Spread	-
Investment Fee	-
One-time Policy Fee	-
CPF Category	Higher Risk - Narrowly Focused (Asian Region Focused Securities)
Price Quote	Straits Times, Business Times, Lianhe Zaobao, Reuters, www.axa.com.sg
Authorised In Dealing	Singapore Daily

### INVESTMENT OBJECTIVE

To provide an attractive level of income and security of capital with potential long-term growth in the value of assets by investing in a portfolio of diversified Asian equities and assets.

The Asian Growth Fund seeks to achieve its investment objective by investing all or substantially all of its assets into Asian Equity and Fixed Income Securities. Presently, the manager targets to invest the Asian Growth Fund's assets in the following proportions:

- (a) Asian Equities - 80%; and
- (b) Asian Fixed Income (excluding Japan) - 20%.

### WHO SHOULD INVEST


Suitable for investors who seek stable and long term capital appreciation.

# AXA Fund Factsheet

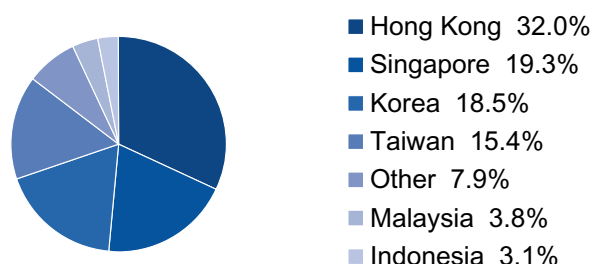
## Asian Growth Fund (INSPIRE™ range of sub-funds)



### TARGET ASSET ALLOCATION



### GEOGRAPHICAL DISTRIBUTION



### MAJOR HOLDINGS

Samsung Electronics Co Ltd  
 China Construction Bank Corp  
 Industrial & Commercial Bank of China  
 Bank Of China Ltd  
 Capitaland Treasury FRN 15/03/2011  
 Parkway Life FRN 23/03/2013  
 POSCO  
 DBS Group Holdings Ltd  
 CIMB Group Holdings Berhad  
 KT Corp

### ABOUT AXA

AXA Group is a worldwide leader in Financial Protection. AXA's operation are diversified geographically, with major operations in Europe, North America and the Asia/ Pacific area. For Full Year 2008, IFRS revenue amounted to Euro 91.2 billion and IFRS adjusted earnings to Euro 3.7 billion. AXA had Euro 981 billion in assets under management as of December 31, 2008.

### ABOUT AXA ROSENBERG

AXA Rosenberg Investment Management Ltd ("AXA Rosenberg") and its affiliated companies provide specialised investment management services to retail and institutional policyholders around the world, which includes pension funds, profit sharing plans, foundation and endowment plans. AXA Rosenberg Asia Pacific has managed investment linked policy sub-funds, collective investment schemes or discretionary funds, including life insurance funds, in Hong Kong since 1987 and in Singapore since 2002, after the integration in Asia Pacific. Today AXA Rosenberg employs 339 full-time employees worldwide and manages US\$140 billion (as at 30 June 2007) in individual country, regional and global strategies for pension funds, foundations and government entities in America, Europe, Asia and Japan.

### FOR MORE INFORMATION

Tel: 6880 5500  
 Fax: 6880 5501  
 Website: [www.axa.com.sg](http://www.axa.com.sg)

A product summary in relation to the ILP sub-fund is available and may be obtained at AXA Life Insurance Singapore Pte Ltd and the participating distributors' offices. Potential investors should read the product summary before deciding whether to subscribe for units in the ILP sub-fund. Past performance is not necessary a guide to future returns. The value of units in the ILP sub-fund and the income accruing to the units may fall as well as rise. Returns from the investment are not guaranteed. Investors may not get back the full amount original invested. The contents of this publication are not intended to be formal research reports. These reports are not to be construed as offers to sell or the solicitation of offer to buy any security. The material is based on information that we consider reliable, but we do not represent that it is accurate or complete, and it should not be read upon as such. Opinions expressed are current opinions as of the date appearing in this material only. While we endeavour to update on a reasonable basis the information discussed in this material, there may be regulatory, compliance or other reasons that prevent us from doing so. We or our affiliates, officers, directors, and employees, including persons involved in the preparation or issuance of this material, may from time to time, have long or short positions in, and buy or sell the securities, or derivatives (including options) thereof, of companies mentioned herein. No part of this material may be i) copied, photocopied or duplicated in any form, or ii) redistributed without AXA and the respective fund managers' prior written consent.